



eAudiobooks & eBooks for Tablets & Phones



About eAudiobooks – ‘Available 24/7 anywhere with internet’

- Get eAudioBooks on just about any mobile device, eg. Tablets & Phones
- Borrow or Reserve a combined total of 6 audiobooks, loan period is up to 14 days
- Need longer? Click “Renew” to add 14 more days to your loan (if there are no other reserves on the item) You can do this twice
- Return titles before their due date
- When you reserve a title you will receive an email when a title becomes available. You will have 3 days to borrow the title
- Titles will automatically expire at the end of the lending period, there are no late fees!
- Available to all Corrigin Library members with a valid library card and an email address

What you will need:

- Your Library Card
- An email address
- A device capable of running Apps, such as a tablet or smart phone
- Your Apple ID or Google account details

1. Install App

Using Google Play Store / Apple App Store on your device, search for BorrowBox

Apple® Devices (i.e. iPad)




Tap “App Store” icon
Tap the magnifying Glass

Type: **borrowbox**

Tap

GET⁺

Android® (i.e. Nexus, Galaxy)



Tap the “Play Store” icon



Tap magnifying Glass

Type: **borrowbox**

Tap

INSTALL



Install the “BorrowBox Library” App found in the search.

2. Open the BorrowBox App



- Once installed, open the BorrowBox app by tapping the icon located on your home screen
- When you open the app for the first time you need to tell it which library you are connecting to.
 - Type in Corrigin
 - Select **Corrigin Public Library**
 - Enter your library barcode number found on the back of your library card (use CAPITAL letters)
 - Eg: **CL204B1234567D**
 - Enter your password (Last four characters of your card number (use CAPITAL letters)
 - Eg: **567D**
 - Tap “Sign in”
- Tap **Agree** to the Terms and Conditions.

- Complete registration details then tap done

- First page you'll see is **LOANS** page



Please note: Page is split up into **eBooks** and **eAudiobooks** you have:

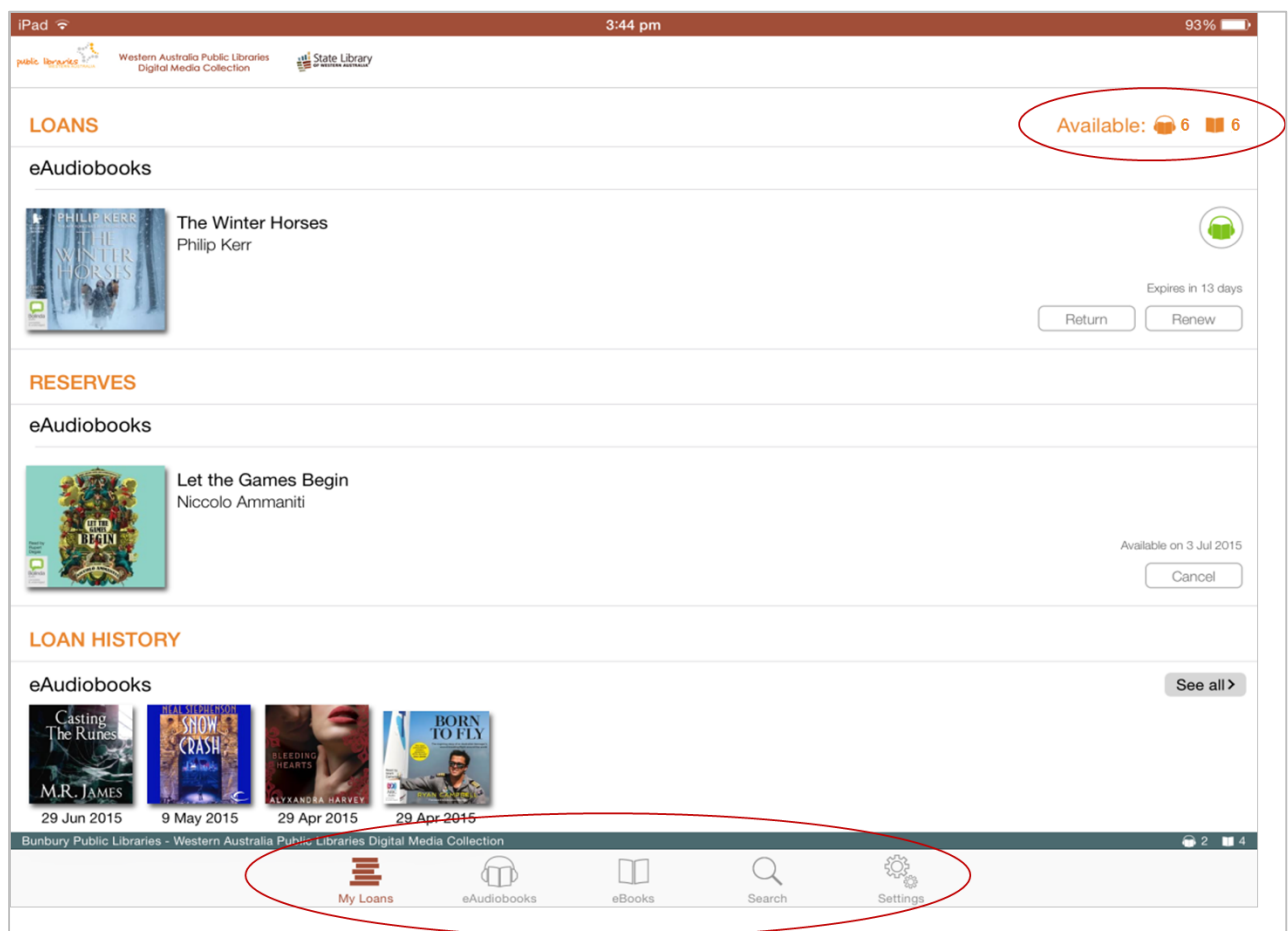
- Loans: Items you have now & due date eg: "Expires in 14 days"



Renew button will add 14 more days to your loan
(if there are no other reserves on the item). You can do this twice.

- Reserves: In waiting line for & when it'll be your turn (unless returned early!)
- Loan History

- Available: At the top of the page you can see how many items you can still borrow or reserve. You may have a total **6 Audiobooks** either on loan or reserved & **6 eBooks**



Note the menu bar at the bottom of the screen (iOS version shown).



Loans page.



eAudiobook collection only



eBook Collection only




Keyword search of the collection.





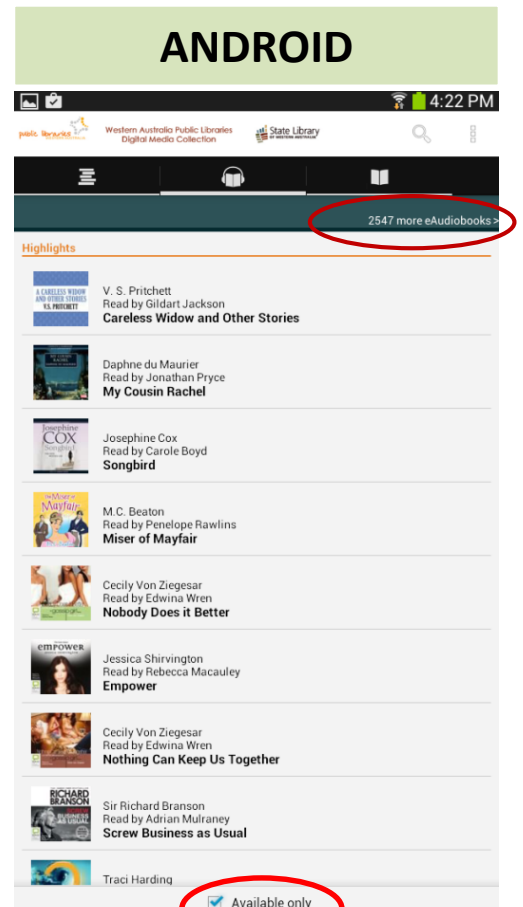
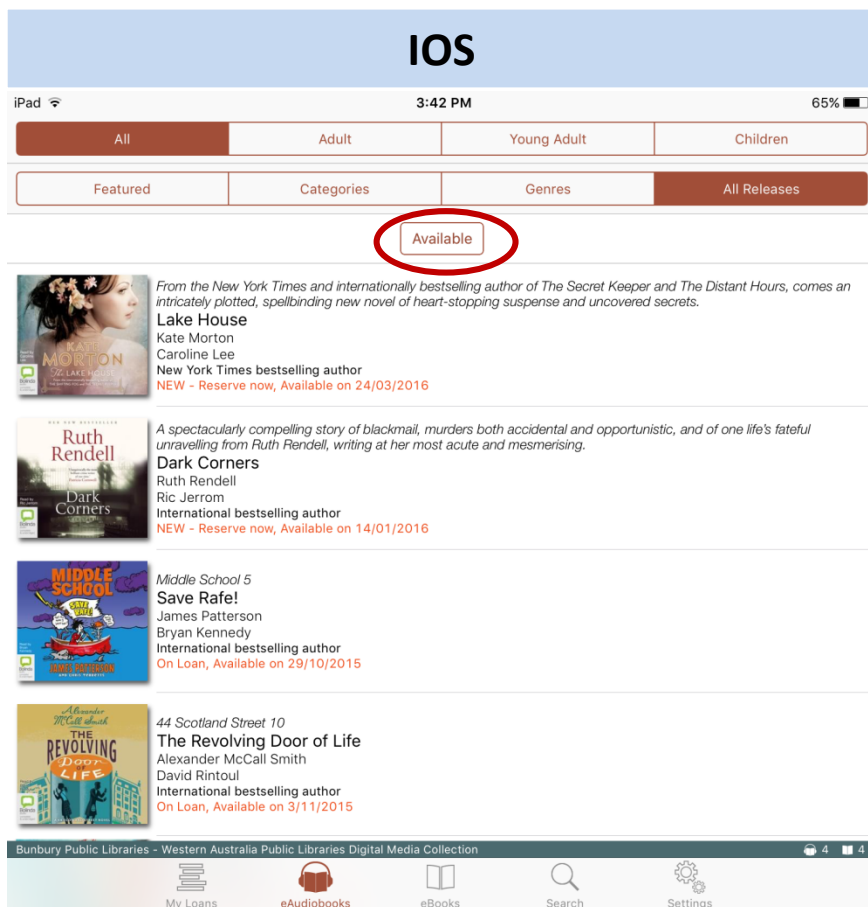
Change your settings and log out of your account.

On Android devices the menu bar is at the top of the screen (shown below) and the settings button is represented by the three dots next to the magnifying glass.



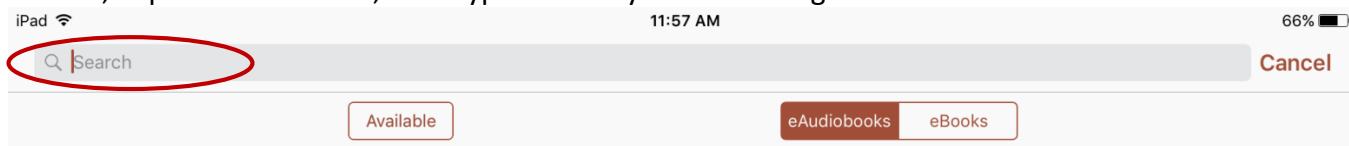
3. Browse eAudiobooks & eBooks

- Tap the icon  for the eAudiobook or  eBook collection to browse available titles, the **All Releases**.
 - **iOS** tap the “**Available**” button at the top to show only titles that are available **now**. Tap Adult, Young Adult or Children for each collection’s titles or ALL
 - **Android** you are shown a list of “Highlights” titles, and can tap on the “**more books**” link to see the full collection and access filtering options, eg: New releases, top downloads, category*, genre and so on by swiping the screen left or right.



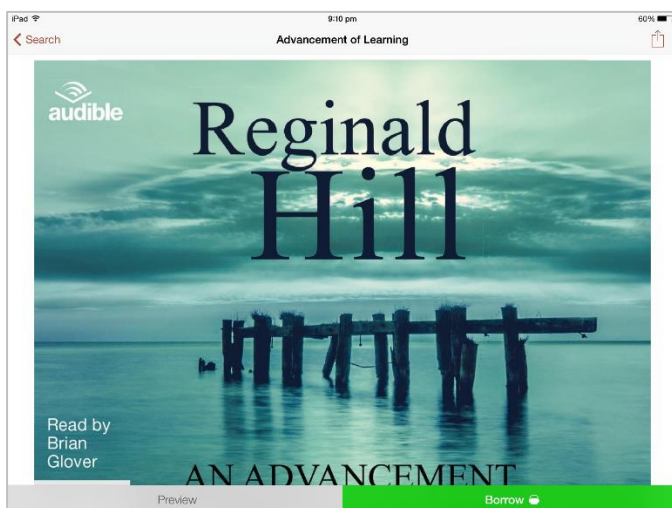
4. Search eAudiobooks or eBooks

- Tap the magnifying glass icon in the menu bar to search for a title or author. Tap on eAudiobooks or eBooks, Tap the search field, then type in what you are looking for.

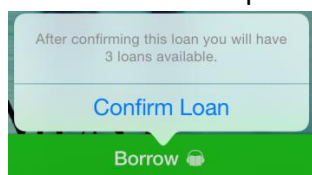


5. Borrow eAudiobooks or eBooks

- To borrow a book, **tap** the image of the cover.
- Swipe to scroll down from the larger book cover to read summary information, a page count (eBooks), Duration (Audiobooks), and related titles.
 - Tap **Borrow** if item is available now
 - Tap **Reserve** if the item is currently on loan
 - Tap **Preview** to listen to 3 minutes of the book. (Will you enjoy this voice actor?)

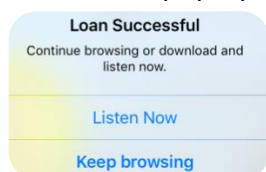


- Tapping on Borrow or Reserve will ask you to confirm your loan. If you are sure you would like to borrow this title tap **Confirm Loan**. This box also shows how many loans you have remaining.



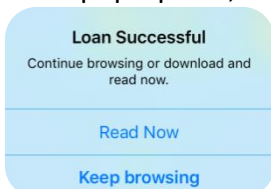
- Once you have confirmed, BorrowBox will process the loan. This may take a few moments depending on your device and internet connection.

- **eAudiobook:** pop-up box, click **Listen Now**, or **Keep browsing**.



- **Listen Now** will download and open the eAudiobook.
- If you keep browsing, your eAudiobook can be downloaded later by opening it at any time on your loans page.

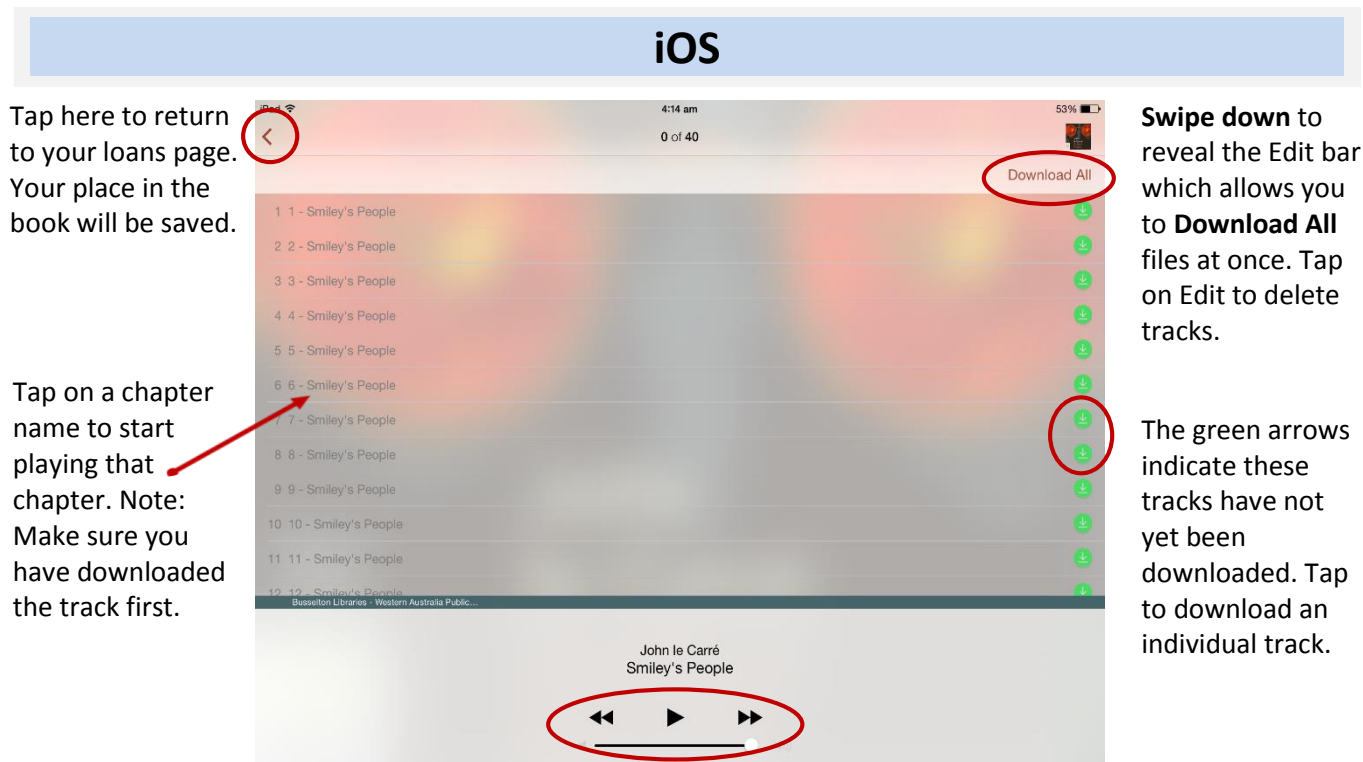
- **eBook:** pop-up box, click **Read Now**, or **Keep browsing**



- **Read Now** will download and let you read, almost instantly!
- If you keep browsing, your eBook can be downloaded later by opening it at any time on your loans page.

6. Playing an eAudiobook

- The first time you open an eAudiobook:



Volume and playback controls

ANDROID

