


# SHIRE OF CORRIGIN



## Corporate Business Plan 2018 – 2022

Reviewed June 2019 and adopted by Council Res 79/2019 - 18 June 2019

## Contents

Planning Framework .....	3
Forecast Statement of Funding .....	5
Capital Program .....	6
Service Delivery .....	7
Economic Objective .....	8
Economic Objective (continued).....	9
Environment Objective .....	11
Environment Objective (continued) .....	12
Social Objective .....	13
Social Objective (continued) .....	14
Leadership Objective .....	15
Measuring Success.....	18
Services and Facilities .....	19

***Corrigin – strengthening our community now to grow and prosper into the future***



PO Box 221  
CORRIGIN WA 6375  
P: 08 9063 2203  
E: [shire@corrigin.wa.gov.au](mailto:shire@corrigin.wa.gov.au)

## Planning Framework

This Corporate Business Plan 2018-2021, together with the Strategic Community Plan 2017-2027, comprise the Shire of Corrigin's Plan for the Future and have been prepared to achieve compliance with the *Local Government (Administration) Regulations 1996*.

Under *Local Government (Administration) Regulations 1996* Regulation 19DA (3), a Corporate Business Plan for a district is to:

- a) set out, consistently with any relevant priorities in the Strategic Community Plan, a local government's priorities for dealing with the objectives and aspirations of the community in the district; and
- b) govern a local government's internal business planning by expressing a local government's priorities by reference to operations that are within the capacity of the local government's resources; and
- c) develop and integrate matters relating to resources, including asset management, workforce planning and long-term financial planning.

In the preparation of the annual budget the local government is to have regard to the contents of the Plan for the Future to comply with Section 6.2(2) of the *Local Government Act 1995*.

Development of the Plan has also been influenced by the Department of Local Government, Sport and Cultural Industries.

## Strategic Community Plan

The Shire of Corrigin community had a strong involvement and voice in the development of the Strategic Community Plan. Commencing in April 2017, the community were invited to share their visions and aspirations for the future of the Shire of Corrigin. The Plan has subsequently been reviewed and updated to reflect the community aspirations.


This information provided a valuable insight into the key issues and aspirations, as held by the local community. These views have helped establish clear priorities and shaped the visions, values, objectives and strategies contained within the Strategic Community Plan 2017 - 2027. The following four key strategic objectives were defined within the Plan.



**ECONOMIC**  
*A strong, diverse economy supporting agriculture, local business and attracting new industry*



**ENVIRONMENT**  
*An attractive natural and built environment for the benefit of current and future generations*



**SOCIAL**  
*An effectively serviced, inclusive and resilient community*



**LEADERSHIP**  
*Strong governance and leadership*

## Planning Framework (continued)

### Corporate Business Plan

Achieving the community's vision and the Shire's strategic objectives requires the development of actions to address each strategy contained within the Strategic Community Plan. Careful operational planning and prioritisation is required to achieve the objectives and desired outcomes due to the limited resources available. This planning process is formalised by the development of our Corporate Business Plan. The Corporate Business Plan then converts the Strategic Community Plan into action through the adoption of an Annual Budget.

Actions requiring funding will only be undertaken once approved within the statutory budget and subject to funding availability. Along with achieving the community aspirations and objectives, the Corporate Business Plan draws on information contained within the following strategic documents.

### Asset Management Plan

During 2018/19 the Shire of Corrigin reviewed the Asset Management Plans for major asset classes in accordance with Council's Asset Management Policy. The Asset Management Plans form a component of an overall Asset Management Strategy which addresses the Shire's current asset management processes and sets out the steps required to continuously improve the management of Shire controlled assets.

A combined Long Term Financial Plan and Asset Management Plan was developed with the assistance of Moore Stephens. Capital renewal estimates will be included in the annual budget and longer term budgets to the extent the financial and workforce resources are available to enable the renewals to occur.

### Workforce Plan

The Workforce Plan was reviewed and adopted by Council on 17 July 2018 (Council Resolution 110/2018) and provides the workforce management and resource strategies necessary to deliver the objectives, outcomes and strategies of the Shire's Strategic Community Plan.

Workforce issues have been considered during the development of this Corporate Business Plan and the financial impacts of the Workforce Plan will be captured within the Long Term Financial Plan review. A combination of workforce and financial constraints has influenced the prioritisation of actions within this Plan.

### Long Term Financial Plan

The Shire of Corrigin is planning for a positive and financial stable future. The Shire seeks to maintain service levels into the future while maintaining a healthy financial position.

The Long Term Financial Plan was reviewed by management from June to August 2018 and adopted by Council on 18 September 2018 (Council Resolution 158/2018). The review considered all Council's plans, adopted and under review.

The Corporate Business Plans has been developed with consideration of available resources. The Long Term Financial Plan will directly impact on the capabilities of delivery of the Corporate Business Plan. As a result the Corporate Business Plan may need reviewing on completion of the Long Term Financial Plan.

### Review of Plan

In accordance with statutory requirements, the Corporate Business Plan is reviewed and updated annually to assess the progress of projects and realign the Plan's actions and priorities based on current information and available funding. The review of this Plan occurred following a major review of the Strategic Community Plan in 2017.

# Forecast Statement of Funding

The following Forecast Statement of Funding is extracted from the Long Term Financial Plan to provide an indication of the net funding available from operational activities.

	1	2	3	4	5	6	7	8	9	10
	2018-19	2019-20	2020-21	2021-22	2022-23	2023-24	2024-25	2025-26	2026-27	2027-28
	\$	\$	\$	\$	\$	\$	\$	\$	\$	\$
<b>FUNDING FROM OPERATIONAL ACTIVITIES</b>										
<b>Revenues</b>										
Rates	2,576,022	2,679,063	2,786,225	2,897,674	3,013,581	3,134,124	3,259,489	3,389,868	3,525,463	3,666,482
Operating grants, subsidies and contributions	2,383,191	2,430,854	2,479,472	2,529,061	2,579,642	2,631,236	2,683,861	2,737,538	2,792,289	2,848,137
Profit on asset disposal	0	0	0	0	0	0	0	0	0	0
Fees and charges	576,205	587,728	599,475	611,460	623,686	636,156	648,880	661,857	675,090	688,598
Interest earnings	126,210	41,518	42,450	43,409	44,388	45,393	46,420	47,476	48,557	49,664
Other revenue	9,231	9,415	9,604	9,795	9,991	10,190	10,394	10,601	10,813	11,030
	5,670,859	5,748,578	5,917,226	6,091,399	6,271,288	6,457,099	6,649,044	6,847,340	7,052,212	7,263,911
<b>Expenses</b>										
Employee costs	(2,349,560)	(2,396,556)	(2,444,490)	(2,493,388)	(2,543,250)	(2,594,114)	(2,645,997)	(2,698,917)	(2,752,899)	(2,807,956)
Materials and contracts	(1,492,973)	(1,522,824)	(1,553,261)	(1,584,314)	(1,616,006)	(1,648,316)	(1,681,293)	(1,714,911)	(1,749,213)	(1,784,199)
Utility charges (electricity, gas, water etc.)	(359,305)	(366,488)	(373,817)	(381,288)	(388,913)	(396,683)	(404,619)	(412,710)	(420,968)	(429,395)
Depreciation on non-current assets	(2,056,256)	(2,101,278)	(2,142,046)	(2,186,009)	(2,218,019)	(2,245,606)	(2,296,672)	(2,337,165)	(2,374,844)	(2,416,621)
Loss on asset disposal	0	0	0	0	0	0	0	0	0	0
Interest expense	(81,020)	(75,981)	(72,293)	(68,432)	(64,389)	(60,157)	(55,726)	(51,088)	(46,231)	(41,147)
Insurance expense	(231,446)	(236,076)	(240,797)	(245,616)	(250,527)	(255,538)	(260,652)	(265,868)	(271,185)	(276,610)
Other expenditure	(92,073)	(93,913)	(95,792)	(97,708)	(99,662)	(101,655)	(103,690)	(105,764)	(107,879)	(110,037)
	(6,662,633)	(6,793,116)	(6,922,496)	(7,056,755)	(7,180,766)	(7,302,069)	(7,448,649)	(7,586,423)	(7,723,219)	(7,865,965)
	(991,774)	(1,044,538)	(1,005,270)	(965,356)	(909,478)	(844,970)	(799,605)	(739,083)	(671,007)	(602,054)
<b>Funding Position Adjustments</b>										
Depreciation on non-current assets	2,056,256	2,101,278	2,142,046	2,186,009	2,218,019	2,245,606	2,296,672	2,337,165	2,374,844	2,416,621
Net profit and losses on disposal	0	0	0	0	0	0	0	0	0	0
Movement in employee benefit provisions	0	0	0	0	0	0	0	0	0	0
<b>Net Funding From Operational Activities</b>	<b>1,064,482</b>	<b>1,056,740</b>	<b>1,136,776</b>	<b>1,220,653</b>	<b>1,308,541</b>	<b>1,400,636</b>	<b>1,497,067</b>	<b>1,598,082</b>	<b>1,703,837</b>	<b>1,814,567</b>
<b>FUNDING FROM CAPITAL ACTIVITIES</b>										
<b>Inflows</b>										
Proceeds on disposal	0	0	0	0	0	0	0	0	0	0
Non-operating grants, subsidies and contributions	2,066,869	1,559,216	1,006,445	965,673	741,667	741,667	741,667	781,667	1,378,334	1,418,334
<b>Outflows</b>										
Purchase of property plant and equipment	(526,776)	(801,326)	(498,688)	(350,000)	(410,000)	(350,000)	(350,000)	(350,000)	(350,000)	(350,000)
Purchase of infrastructure	(2,763,388)	(1,777,325)	(1,606,296)	(1,797,130)	(1,600,033)	(1,751,123)	(1,846,527)	(1,986,486)	(2,687,827)	(2,837,450)
<b>Net Funding From Capital Activities</b>	<b>(1,223,295)</b>	<b>(1,019,435)</b>	<b>(1,098,539)</b>	<b>(1,181,457)</b>	<b>(1,268,366)</b>	<b>(1,359,456)</b>	<b>(1,454,860)</b>	<b>(1,554,819)</b>	<b>(1,659,493)</b>	<b>(1,769,116)</b>
<b>FUNDING FROM FINANCING ACTIVITIES</b>										
<b>Inflows</b>										
Transfer from reserves	250,000	0	0	0	0	0	0	0	0	0
New borrowings	0	0	0	0	0	0	0	0	0	0
<b>Outflows</b>										
Transfer to reserves	(42,494)	(37,305)	(38,237)	(39,196)	(40,175)	(41,180)	(42,207)	(43,263)	(44,344)	(45,451)
Repayment of past borrowings	(123,743)	(78,572)	(82,260)	(86,121)	(90,164)	(94,396)	(98,827)	(103,465)	(108,322)	(113,406)
<b>Net Funding From Financing Activities</b>	<b>158,813</b>	<b>(37,305)</b>	<b>(38,237)</b>	<b>(39,196)</b>	<b>(40,175)</b>	<b>(41,180)</b>	<b>(42,207)</b>	<b>(43,263)</b>	<b>(44,344)</b>	<b>(45,451)</b>
Estimated Surplus/Deficit July 1 B/Fwd	0	0	0	0	0	0	0	0	0	0
Estimated Surplus/Deficit June 30 C/Fwd	0	0	0	0	0	0	0	0	0	0

# Capital Program

A number of projects are forecast to be undertaken during the life of the Plan which result in capital expenditure and are summarised below:

Sum of Capital Project Value for Year		Year									
Asset class	Project	2018-19	2019-20	2020-21	2021-22	2022-23	2023-24	2024-25	2025-26	2026-27	2027-28
<b>Buildings</b>											
	Building Renewals										
	Tourist Park Ablutions		150,000								
	Rotary Park Toilet block	140,000									
	Walton Street Toilet block			70,000							
	Town Hall Ceiling Replacement		150,000								
	Medical Centre Roof Replacement					60,000					
	4 Age Specific Accommodations	36,776	151,326	78,688							
	<b>Buildings Total</b>	<b>176,776</b>	<b>451,326</b>	<b>148,688</b>		<b>60,000</b>					
<b>Plant and Equipment</b>											
	Plant Replacement	350,000	350,000	350,000	350,000	350,000	350,000	350,000	350,000	350,000	350,000
	<b>Plant and Equipment Total</b>	<b>350,000</b>	<b>350,000</b>	<b>350,000</b>	<b>350,000</b>	<b>350,000</b>	<b>350,000</b>	<b>350,000</b>	<b>350,000</b>	<b>350,000</b>	<b>350,000</b>
<b>Infrastructure - roads</b>											
	Corrigin Naremben Rd	565,000	565,000	565,000							
	Bullaring Pingelly Road				565,000	565,000	565,000		565,000		
	Road Renewal	27,094	193,102	330,206	603,124	385,033	781,123	1,441,527	959,486	1,477,827	1,732,450
	Babakin Corrigin Rd	330,000									
	Bendering Road		270,000								
	Barber Road					245,000					
	49 Gate West Road									240,000	
	Raffery Rd							280,000		280,000	
	Fulwoods Rd						135,000				135,000
	Lomos South Rd										
	Lomos North Rd								142,000		
	Dry Well Road	121,000									
	Various	1,100,000									
	Rabbit Proof Fence Rd	290,294									
	Bulyee Road	250,000									
	Unknown Road		280,000	85,000	240,000	365,000	230,000	85,000	280,000	85,000	145,000
	Corrigin-Quairading Rd		429,223								
	Gill Road			400,000							
	Corrigin - Quairading Rd			186,090	224,006						
	Lomos South Road				125,000						
	Quairading Road									565,000	565,000
	Boyd St										220,000
	Goyder St										
	Jose Street										
	<b>Infrastructure - roads Total</b>	<b>2,683,388</b>	<b>1,737,325</b>	<b>1,566,296</b>	<b>1,757,130</b>	<b>1,560,033</b>	<b>1,711,123</b>	<b>1,806,527</b>	<b>1,946,486</b>	<b>2,647,827</b>	<b>2,797,450</b>
<b>Infrastructure - footpaths</b>											
	Jose St pavement, kerbing, drains and footpaths	80,000									
	Shared Use Path Renewals		40,000	40,000	40,000	40,000	40,000	40,000	40,000	40,000	40,000
	<b>Infrastructure - footpaths Total</b>	<b>80,000</b>	<b>40,000</b>	<b>40,000</b>	<b>40,000</b>	<b>40,000</b>	<b>40,000</b>	<b>40,000</b>	<b>40,000</b>	<b>40,000</b>	<b>40,000</b>
<b>Infrastructure - drainage</b>											
	Boyd St pavement, kerbing, drains and footpaths										
	<b>Infrastructure - drainage Total</b>										
	<b>Grand Total</b>	<b>3,290,164</b>	<b>2,578,651</b>	<b>2,104,984</b>	<b>2,147,130</b>	<b>2,010,033</b>	<b>2,101,123</b>	<b>2,196,527</b>	<b>2,336,486</b>	<b>3,037,827</b>	<b>3,187,450</b>


## Service Delivery


The Shire of Corrigin delivers services to the community in line with its community vision, aspirations and the four key strategic objectives set out within the Strategic Community Plan.


Each of the four objectives has several outcomes the Shire seeks to achieve over the next 10 years of the Strategic Community Plan. For each objective, one or more desired outcomes has been defined along with strategies to achieve these outcomes.


The outcomes were developed after considering the community engagement process and other external factors such as the available plans published by other government agencies.

The table below summarises the desired outcomes under each of the four key themes and strategic objectives.

 <b>ECONOMIC</b> <i>A strong, diverse economy supporting agriculture, local business and attracting new industry</i>	Outcome 1.1	A well planned and connected transport and communications network within the district
	Outcome 1.2	Adequate land availability for development
	Outcome 1.3	Well supported diverse industry and business

 <b>ENVIRONMENT</b> <i>An attractive natural and built environment for the benefit of current and future generations</i>	Outcome 2.1	A natural environment for the benefit and enjoyment of current and future generations
	Outcome 2.2	A well-managed built environment

 <b>SOCIAL</b> <i>An effectively serviced, inclusive and resilient community</i>	Outcome 3.1	An inclusive, welcoming and active community
	Outcome 3.2	A community for all ages

 <b>LEADERSHIP</b> <i>Strong governance and leadership</i>	Outcome 4.1	A strategically focussed dynamic Council serving the community
	Outcome 4.2	An effective and efficient organisation

The following tables reflect the actions to be undertaken for each strategy. The progress of the actions has been reviewed and updated using the following criteria:

- not completed
- partially completed
- completed
- to be completed
- ongoing operations

# Economic Objective



## A strong, diverse economy supporting agriculture, local business and attracting new industry


The following tables reflect the actions to be undertaken for each strategy. The prioritisation of the actions is reflected by a square indicating when the action is planned to be undertaken.

### Outcome 1.1 A well planned and connected transport and communications network within the district

Strategy	Action No.	Actions	2017-18	2018-19	2019-20	2020-21	2021-22	2022 Onwards
Develop and implement road asset management plans.	1.1.1.1	Develop a road asset management plan including network hierarchy and service levels.	■	■				
	1.1.1.2	Develop a footpath management plan, including hierarchy and service levels	■	■				
	1.1.1.3	Road asset management plan and footpath management plan to be incorporated in the review and expansion of the Asset Management Plan (AMP)	■	■		■		→
	1.1.1.4	Road asset management plan and footpath management plan to be implemented through road works program.	■	■	■	■	■	→
Maintain transport network in line with asset management plans	1.1.2.1	Prepare and review an annual Road Works Program for a minimum of a 10 year period outlining future capital renewals, upgrades and expansions within Councils available funding aligned to asset management plan.	■	■	■	■	■	→
	1.1.2.2	Prepare and review an annual Footpath Works Program for a minimum of a 4 year period outlining future capital renewals, upgrades and expansions within Councils available funding aligned to asset management plan.	■	■	■	■	■	→
	1.1.2.3	Advocate for the Secondary Freight Project.	■	■	■	■	■	→



## Economic Objective (continued)



### Outcome 1.1 A well planned and connected transport and communications network within the district

Strategy	Action No.	Actions	2017-18	2018-19	2019-20	2020-21	2021-22	2022 Onwards
Lobby for improved telecommunications infrastructure to service the district	1.1.3.1	Advocate for improved telecommunications within the district by identifying and reporting 'black spots'.	■	■	■	■	■	→
	1.1.3.2	Advocate for improved communications infrastructure within the district by lobbying stakeholders to meet the needs of the district, both residential and commercial, now and into the future	■	■	■	■	■	→

### Outcome 1.2 Adequate land availability for development

Strategy	Action No.	Actions	2017-18	2018-19	2019-20	2020-21	2021-22	2022 Onwards
Identify appropriate land available for development	1.2.1.1	Identify appropriate land and provide the opportunity for additional industrial land and lifestyle lots to encourage the expansion of industrial & retail business, including a review of the Town Planning Scheme	■	■	■	■	■	→
Review Local Town Planning Scheme	1.2.2.1	Update the Shire of Corrigin's Planning Scheme to allow increased residential density by changing classifications from R12.5 to R17.5	■	■	■	■	■	
	1.2.2.2	Provide, maintain and review Town Planning Scheme to support development along with orderly and proper planning	■	■	■	■	■	

## Outcome 1.3

## Well supported diverse industry and business

Strategy	Action No.	Actions	2017-18	2018-19	2019-20	2020-21	2021-22	2022 Onwards
Develop and implement an Economic Tourism Strategy for the district	1.3.1.1	Develop an affordable Economic and Tourism Development Strategy for the District based on Regional Opportunities	■					
	1.3.1.2	Implement Economic & Tourism Develop Strategy	■	■	■	■	■	→
	1.3.1.3	Economic & Tourism Develop strategies, programs & initiatives to be incorporated in LTFP and annual budgets	■	■	■	■	■	→

# Environment Objective



## An attractive natural and built environment for the benefit of current and future generations

The following tables reflect the actions to be undertaken for each strategy. The prioritisation of the actions is reflected by a square indicating when the action is planned to be undertaken.

### Outcome 2.1 A natural environment for the benefit and enjoyment of current and future generations

Strategy	Action No.	Actions	2017-18	2018-19	2019-20	2020-21	2021-22	2022 Onwards
Manage the natural environment within available resources	2.1.1.1	Develop a Natural Resource Management Plan, including the identification of unique natural resources	■	■	■	■	■	➔
	2.1.1.2	Natural Resource Management strategies, programs & initiatives to be incorporated in LTFP and annual budgets	■	■	■	■	■	➔
	2.1.1.3	Implement Natural Resource Management Plan.	■	■				➔
	2.1.1.4	Provide adequate infrastructure which allows the enjoyment of Council's natural resources, including reserves, but does not cause harm to the area.	■	■	■	■	■	➔
	2.1.1.5	Support the local agricultural section by lobbying stake holders to address local concerns and issues facing the industry now and into the future	■	■	■	■	■	➔
Provide effective and efficient waste management services	2.1.2.1	Maintain an effective and efficient transfer station that allows for expansion and rehabilitation	■	■	■	■	■	➔
	2.1.2.2	Provide a suitable area for green waste disposal	■	■	■	■	■	➔
	2.1.2.3	Provide an effective and efficient recycling service, including the collection of glass and cardboard	■	■	■	■	■	➔
	2.1.2.4	In collaboration with neighbouring local governments, maintain a waste disposal site that allows for expansion and rehabilitation	■	■	■	■	■	➔
Collaborate with community groups to enhance the natural environment	2.1.3.1	Identify environment educational programs and engage with suitable agencies for the delivery of such programs	■	■				➔
	2.1.3.2	Work in collaboration with groups and organisations to deliver projects and programs that promote and protect the District's natural resource	■	■	■	■	■	➔



## Environment Objective (continued)

### Outcome 2.2 A well-managed built environment

Strategy	Action No.	Actions	2017-18	2018-19	2019-20	2020-21	2021-22	2022 Onwards
Review and implement asset management plans within available resources	2.2.1.1	Assess Council's built environment current condition and establish future capital and maintenance requirements to meet required service levels.	■				■	➔
	2.2.1.2	Maintain and review Asset Management Plans (AMP) for Council's built environment.	■	■	■	■	■	➔
	2.2.1.3	AMP for Council's built environment to be incorporated into LTFP.	■	■			■	➔
	2.2.1.4	Manage existing building and structures to ensure they are safe and comply with legislative requirements	■	■	■	■	■	➔
Maintain the integrity of heritage buildings within available resources	2.2.2.1	Identify and update Municipal Heritage Inventory and Conservation Plans	■	■				
	2.2.2.2	Municipal heritage inventory & conservation plans to be identified and incorporated into AMP & LTFP	■	■			■	➔
Enhance and maintain our townscape	2.2.3.1	Manage and maintain the Council's parks, gardens and open space at appropriate service levels and standards.	■	■	■	■	■	➔
	2.2.3.2	Manage and maintain Council's townscape infrastructure, both natural and built to enhance the appearance and services of the townscape within the district.	■	■	■	■	■	➔
	2.2.3.3	Townscape enhancement projects and initiatives incorporated in Council's AMP & LTFP.	■	■			■	➔



# Social Objective

## An effectively serviced, inclusive and resilient community

The following tables reflect the future actions to be undertaken for each strategy. The prioritisation of the actions is reflected by a square indicating when the action is planned to be undertaken.

### Outcome 3.1 An inclusive, welcoming and active community

Strategy	Action No.	Actions	2017-18	2018-19	2019-20	2020-21	2021-22	2022 Onwards
Work in partnership with community and sporting groups	3.1.1.1	Provide support in leadership & governance of local sports clubs and groups	■	■	■	■	■	➔
	3.1.1.2	Assist sport and recreation clubs in accessing grant funding opportunities	■	■	■	■	■	➔
Continue to provide infrastructure to support social wellbeing of the community	3.1.2.1	Provide well serviced and maintained infrastructure that can be utilised by the community for the provision of social and wellbeing activities in accordance with asset management plan.	■	■	■	■	■	➔
Facilitate, encourage and support community events	3.1.3.1	Promote and support local events with emphases on events that promote visitation of the Shire.	■	■	■	■	■	➔
	3.1.3.2	Engage and facilitate the community to encourage the establishment and continuation of local events.	■	■	■	■	■	➔
Collaborate with emergency service and community volunteers	3.1.4.1	Engage with the community, in particular volunteers and volunteer organisations to establish how the community can ensure a going sustainable volunteer services / roles within the community.	■	■	■	■	■	➔
	3.1.4.2	Continue to lobby the key stakeholders to ensure the necessary support is provided for volunteer services who support Corrigin	■	■	■	■	■	➔



## Social Objective (continued)

### Outcome 3.2 A community for all ages

Strategy	Action No.	Actions	2017-18	2018-19	2019-20	2020-21	2021-22	2022 Onwards
Implement Aged Friendly Community Plan	3.2.1.1	Undertake programs, strategies and initiatives from Aged Friendly Community Plan and incorporate them in Council's AMP & LTFP	■	■		■		➔
	3.2.1.2	Services and facilities within the Shire provides for a aged friendly Community	■	■	■	■	■	➔
	3.2.1.3	Collaborate with key stakeholders for the provision of sustainable aged care facilities and services.	■	■	■	■	■	➔
	3.2.1.4	Support current and future groups and organisations for the provision of aged care facilities and services within the district.	■	■	■	■	■	➔
	3.2.1.5	Lobby stakeholders to ensure the necessary services to support aged care are accessible in Corrigin	■	■	■	■	■	➔
Collaborate with key stakeholders to encourage youth engagement	3.2.2.1	Collaborate with key stake holders, including youth within the district to develop a youth strategy.	■	■				
	3.2.2.2	Implement Youth Strategy for the district	■	■	■	■	■	➔
	3.2.2.3	Promote opportunities for youth development, employment and activities.	■	■	■	■	■	➔
Continue to support family services	3.2.3.1	Support current and future groups and organisations for the provision of family facilities and services within the district	■	■	■	■	■	➔
Ongoing support for the provision of health and associated services	3.2.4.1	Ensure that the residents have regular access to a medical practitioner and support the medical practitioner in the delivery of these services	■	■	■	■	■	➔
	3.2.4.2	Work with neighbouring local governments, key stake holders to have a collaborative approach to the provision of medical and allied health services to the region	■	■	■	■	■	➔
	3.2.4.3	Support the health services by lobbying stake holders (to address local concerns and issues facing the industry now and into the future	■	■	■	■	■	➔
	3.2.4.4	Representation on key Boards and associations for the delivery of health services to the district	■	■	■	■	■	➔
	3.2.4.5	Support of local groups for the provision of health services within the district	■	■	■	■	■	➔



# Leadership Objective

## Strong governance and leadership

The following tables reflect the future actions to be undertaken for each strategy. The prioritisation of the actions is reflected by a square indicating when the action is planned to be undertaken.

### Outcome 4.1 A strategically focussed dynamic Council serving the Community

Strategy	Action No.	Actions	2017-18	2018-19	2019-20	2020-21	2021-22	2022 Onwards
Provide leadership, communication and active engagement with the community	4.1.1.1	Elected members provide strategic leadership for the benefit of the community.	■	■	■	■	■	➔
	4.1.1.2	Council is represented on key local organisations and provide feedback and advise to Council on their issues, programs and initiatives	■	■	■	■	■	➔
	4.1.1.3	Develop and implement a community engagement strategy including community surveys, community reference groups and council representation on strategic community groups	■	■	■	■	■	➔
	4.1.1.4	Provide a vibrant, up to date (contents & technology), user friendly website for both the Shire of Corrigin and CRC which proactively engages with residents	■	■	■	■	■	➔
	4.1.1.5	Use print, electronic and social media to inform residents of key decisions, options considered and any implications of decisions	■	■	■	■	■	➔
Undertake strategic planning and ensure legislative compliance	4.1.2.1	Review Council's Community Strategic Plan to ensure it remains aligned to the community's vision, aspirations and desired outcomes	■	■	■		■	➔
	4.1.2.2	Annual review of Council's policies and Corporate Business Plan	■	■	■	■	■	➔
	4.1.2.3	Regular review of IPR documents & Informing strategies, including LTFP, AMP, Workforce Plan	■	■			■	➔

## Leadership Objective (continued)



### Outcome 4.1 A strategically focussed dynamic Council serving the Community

Strategy	Action No.	Actions	2017-18	2017-18	2018-19	2019-20	2020-21	2021 Onwards
Maintain accountability and financial responsibility to ensure the stability of the Shire	4.1.3.1	Council maintain financial stability	■	■	■	■	■	→
	4.1.3.3	Regular reviews of Council's LTFP to ensure the long term financial stability of the Shire	■	■			■	→
	4.1.3.5	Provide Council adequate and appropriate financial information on a timely basis	■	■	■	■	■	→

### Outcome 4.2 An effective and efficient organisation

Strategy	Action No.	Actions	2017-18	2018-19	2019-20	2020-21	2021-22	2022 Onwards
Review and implement the Workforce Plan	4.2.1.1	Review and implement the Workforce Plan	■	■	■	■	■	→
		Workforce plan to have resource consideration to the objectives of the SCP & CBP	■	■	■	■	■	→
	4.2.1.2	Workforce plan strategies, programs & initiatives to be incorporated in LTFP and annual budgets	■	■	■	■	■	→
Continue to improve operational efficiencies and provide effective services	4.2.2.1	Review delivery of services for operational and cost effective efficiencies	■	■	■	■	■	→
	4.2.2.2	Set appropriate Fees & Charges for applicable services that promote the use of services and limits the reliance of rate funding.	■	■	■	■	■	→
Maintain a strong customer focus	4.2.3.1	Review and implementation of Council's Customer Service Charter.	■	■	■	■	■	→
	4.2.3.2	Provide a vibrant, up to date (contents & technology), user friendly website for both the Shire of Corrigin and CRC which proactively engages with residents	■	■	■	■	■	→
	4.2.3.3	Employ professional customer service workforce who have the required knowledge and training including the provision of adequate resources (intranet / policy / information on services etc.) to ensure a good standard of Customer Service	■	■	■	■	■	→



## Outcome 4.2 An effective and efficient organisation

Strategy	Action No.	Actions	2017-18	2018-19	2019-20	2020-21	2021-22	2022 Onwards
Provide a positive and effective workplace	4.2.4.1	Develop and implement a workforce plan and appropriate human resource management policies and procedures to meet current and future workforce needs	■	■	■	■	■	→
	4.2.4.2	Provide a positive workplace that enables for the development and support of employees in delivering an effective and coherent workplace	■	■	■	■	■	→

# Measuring Success

The intended outcome of this Plan is to align the community's visions and aspirations for the future of the Shire of Corrigin to the Shire's objectives. Success will be measured by both quantifiable and non-quantifiable outcomes.

Strategic performance indicators provide an indication of whether the Shire is meeting the objectives and will be monitored and reported. The strategic performance indicators and desired trend for each objective are provided in the table below.

Objectives		Key Performance Indicators
<b>ECONOMIC</b>	<i>A strong, diverse economy supporting agriculture, local business and attracting new industry</i>	<ul style="list-style-type: none"> <li>Road Condition: implementation of Asset Management Plan</li> <li>Telecommunications infrastructure meets the needs of the community.</li> <li>Land availability: variety of land available</li> <li>Town Planning Scheme: Reviewed</li> <li>Economic and Tourism Strategy: development and implementation</li> </ul>
<b>ENVIRONMENT</b>	<i>An attractive natural and built environment for the benefit of current and future generations</i>	<ul style="list-style-type: none"> <li>Natural Resource Management Plan: development and implementation</li> <li>Statutory asset management ratios: maintain healthy ratios</li> <li>Compliance with waste management regulations: maintain compliance</li> <li>Municipal Heritage Inventory and Conservation Plans: development and implementation</li> <li>Quality of public open space and sports grounds: maintained</li> </ul>
<b>SOCIAL</b>	<i>An effectively serviced, inclusive and resilient community</i>	<ul style="list-style-type: none"> <li>Social media activity: maintain level of posts and engagement rates</li> <li>Community facilities usage rates: maintain reasonable level of usage</li> <li>Community participation levels in activities and events: increase number of participants   attendees</li> <li>Sustainable emergency services and community organisations</li> <li>Age Friendly Community Plan: implementation</li> <li>Youth Strategy: development and implementation</li> <li>Health services meets the needs of the community</li> </ul>
<b>CIVIC LEADERSHIP</b>	<i>Strong governance and leadership</i>	<ul style="list-style-type: none"> <li>Communication and engagement: maintain level of engagement rates</li> <li>Statutory financial ratios: maintain healthy ratios</li> <li>Workforce Plan: Review and implementation</li> <li>Service delivery: completed on time and within budget</li> <li>Customer Service Charter: Review and implementation</li> <li>Employee retention rates: maintain / increase</li> <li>Integrated planning and reporting status: implementation of strategies and actions in accordance with Corporate Business Plan</li> </ul> <p>Percentage of projects completed on time and within budget: 100%</p>

## Services and Facilities

Services and facilities provided by the Shire have been linked with the relevant strategies in the Plan in the following table. The table provides a connection between the services and facilities and the desired outcomes and community vision for the Shire of Corrigin.

Services	Economic	Environment	Social	Leadership
Aged   seniors' services			3.2.1 3.2.4	
Aged person accommodation	1.2.1		3.2.1	
Building approval process   control				4.2.2
Caravan park	1.3.1	2.2.1 2.2.3		
Cemetery		2.2.1	3.1.2	
Childcare   playgroup			3.1.1 3.1.2	
Community engagement		2.1.3	3.1.1 3.1.3 3.2.2 3.2.3	4.1.1
Community halls		2.2.1	3.1.2	
Council buildings   heritage assets		2.2.1 2.2.2	3.1.2	
CRC   visitors centre		2.2.1		4.2.2
Customer service				4.2.2 4.2.3
Economic development	1.1.3 1.2.1 1.3.1			
Emergency services			3.1.4	
Festival   event support			3.1.3	
Health administration   inspection				4.1.2 4.2.2
Library   library services			3.1.2 3.2.3	4.2.3
Maternal   infant services			3.2.3 3.2.4	
Medical   health services			3.2.4	
Medical facilities			3.1.2 3.2.4	
Natural resource management		2.1.1 2.1.3		
Parks   gardens   reserves		2.1.1 2.1.3 2.2.3		
Public toilets		2.2.1	3.1.2	
Ranger services		2.1.1		4.1.2 4.2.2
Regional collaboration				4.1.1 4.1.2 4.2.2
Roads infrastructure	1.1.1 1.1.2			
Rubbish   recycling kerbside collection		2.1.2		
Sport   recreation facilities			3.1.2	
Strategic planning				4.1.2
Street lighting	1.1.2		3.1.2	
Support for volunteers			3.1.1 3.1.4	
Tourism management	1.3.1			
Town beautification   landscaping		2.2.3		
Town planning	1.2.2			
Waste management		2.1.2		
Youth services			3.1.2 3.2.2	

For further details on the Corporate Business Plan please contact:

Shire of Corrigin  
 9 Lynch Street  
 PO Box 221  
 CORRIGIN WA 6375  
 P: 08 9063 2203  
 F: 08 9063 2005  
 E: shire@corrigin.wa.gov.au